

KYUS

— 7.1 Gaming Headset

SOFTWARE MANUAL

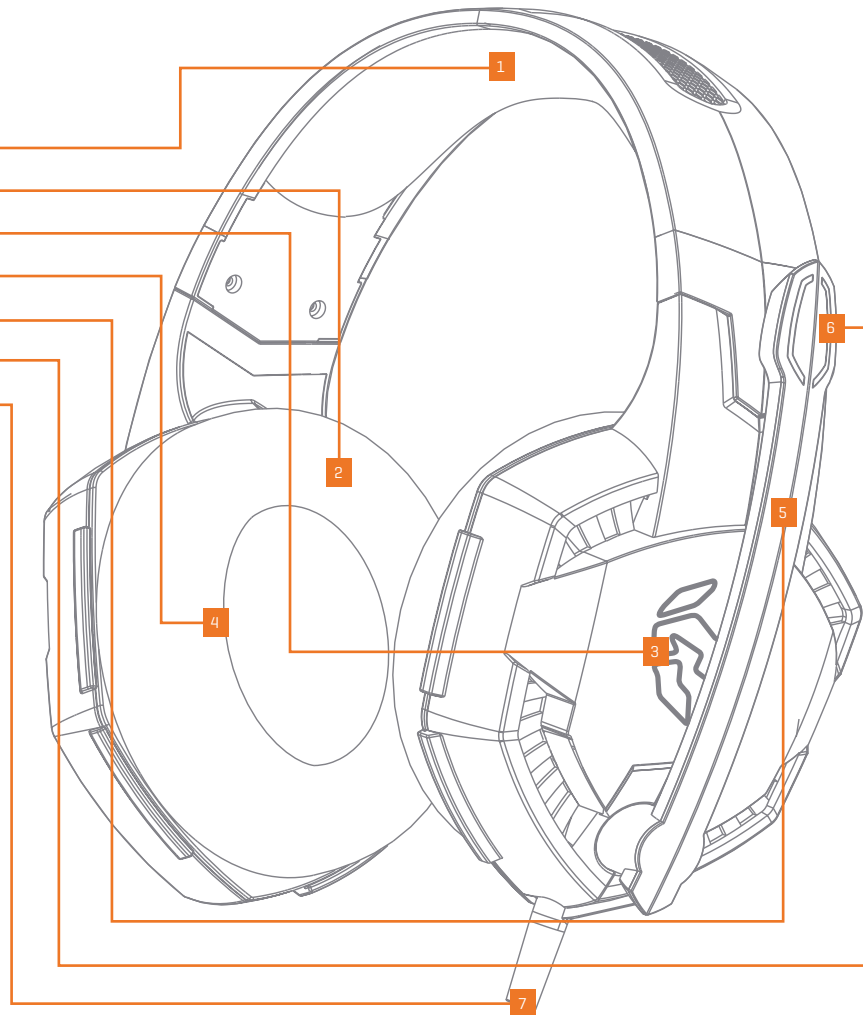
Technical specifications

INDEX

Technical specification

- 1. Ultra comfortable headband
- 2. Soft cushions
- 3. Orange LED
- 4. 50mm drivers
- 5. Omni-directional microphone
- 6. Orange LED
- 7. Braided cable

Driver diameter 50 mm
Frequency range 20 Hz - 20.000 Hz
Impedance 32 Ohm +/- 15%
Sensitivity 109dB ± 3dB
Microphone directivity Omni directional
Microphone impedance ≤2.2 K Ohm
Microphone sensitivity -38dB ± 3dB
Microphone frequency 16 Hz - 20.000 Hz
Connection USB
Cable lenght 220 cm
Dimensions 220 x 210 x 110 mm
Weight 370 gr
Compatibility Windows XP / Vista / 7 / 8 / 10
PlayStation 4



INDEX

System requirements

Software installation

System requirements

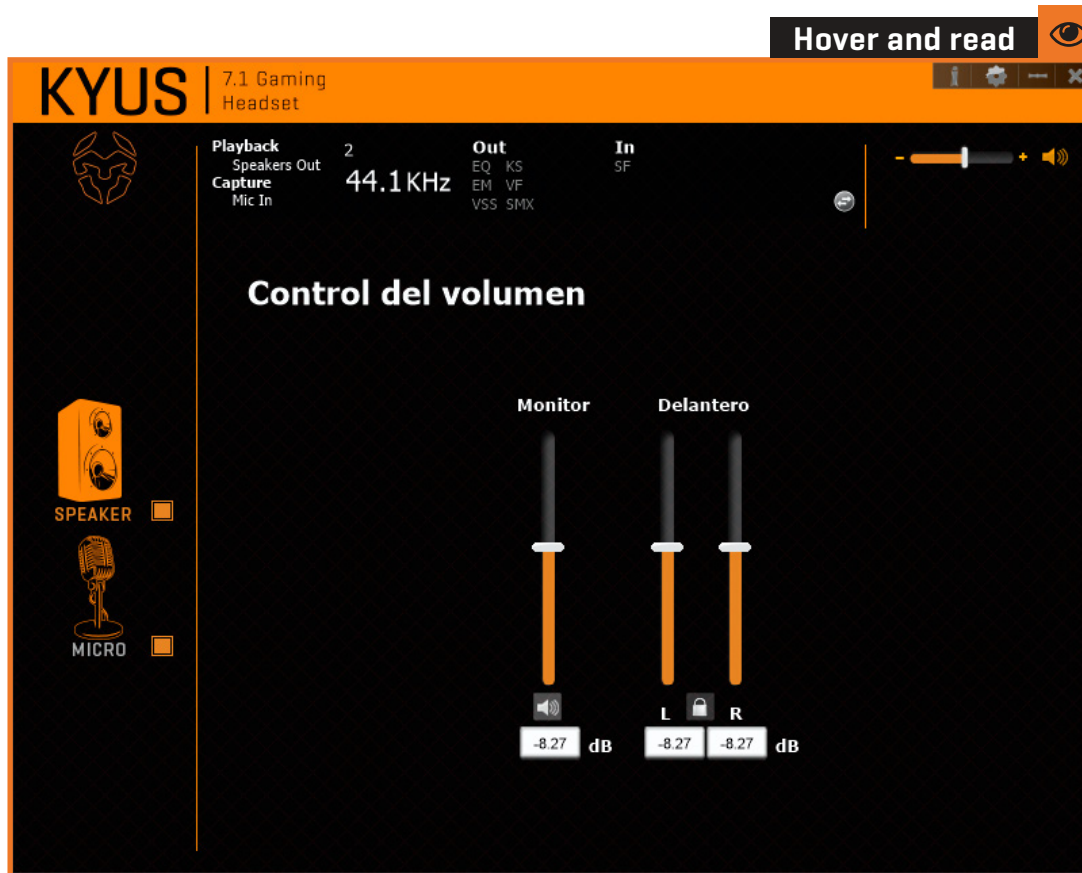
1. Operating system:
Windows XP / Vista / Windows 7 / Windows 8 / Windows 10
2. Free USB 2.0 / 3.0 port.
3. Software installation.
4. 50MB free hard disk space.

Software installation

1. Plug KROM KYUS USB connector to a USB port of your PC.
2. Download the software from **www.kromgaming.com**
 - 2.1 Connect to the internet and enter **www.kromgaming.com**
 - 2.2 Into the product sheet right side menu [Downloads] click on "DRIVERS".
 - 2.3 In this link you can download the Software.
3. Double click "**setup.exe**" to start the installation program.
4. Select the folder to save the software and click "**Next**" to continue.
5. Installation runs automatically: click "**Finish**" to complete the installation and restart your PC [in case software prompted you to].

Speaker

- Volume controls



Kyus Software Manual

INDEX

Speaker

- Volume controls

Speaker

- Sampling frequency



Kyus Software Manual

INDEX

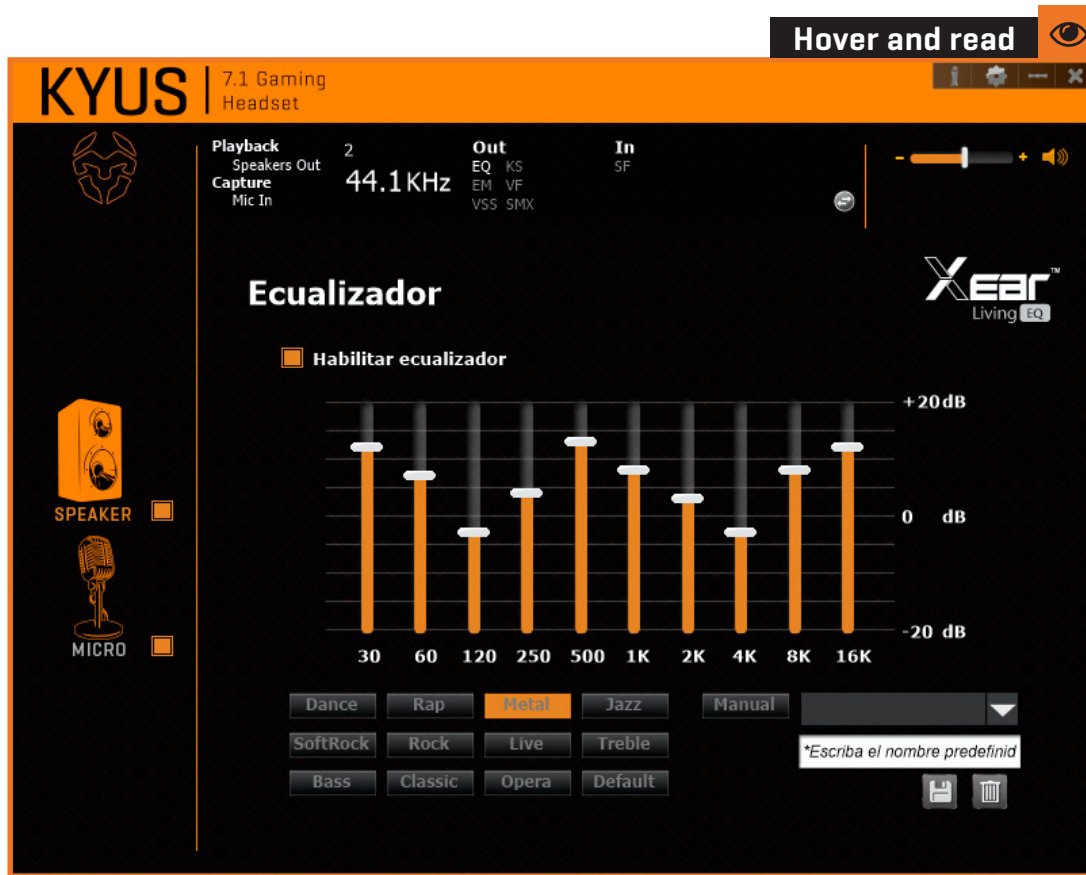
Speaker

- Sampling frequency

Krom Kyus headset allows you to **switch between two different sampling frequencies**: from general 44.1Hz sampling frequency to an enhanced 48Hz rate.

Speaker

- Graphic equalizer



Kyus Software Manual

INDEX

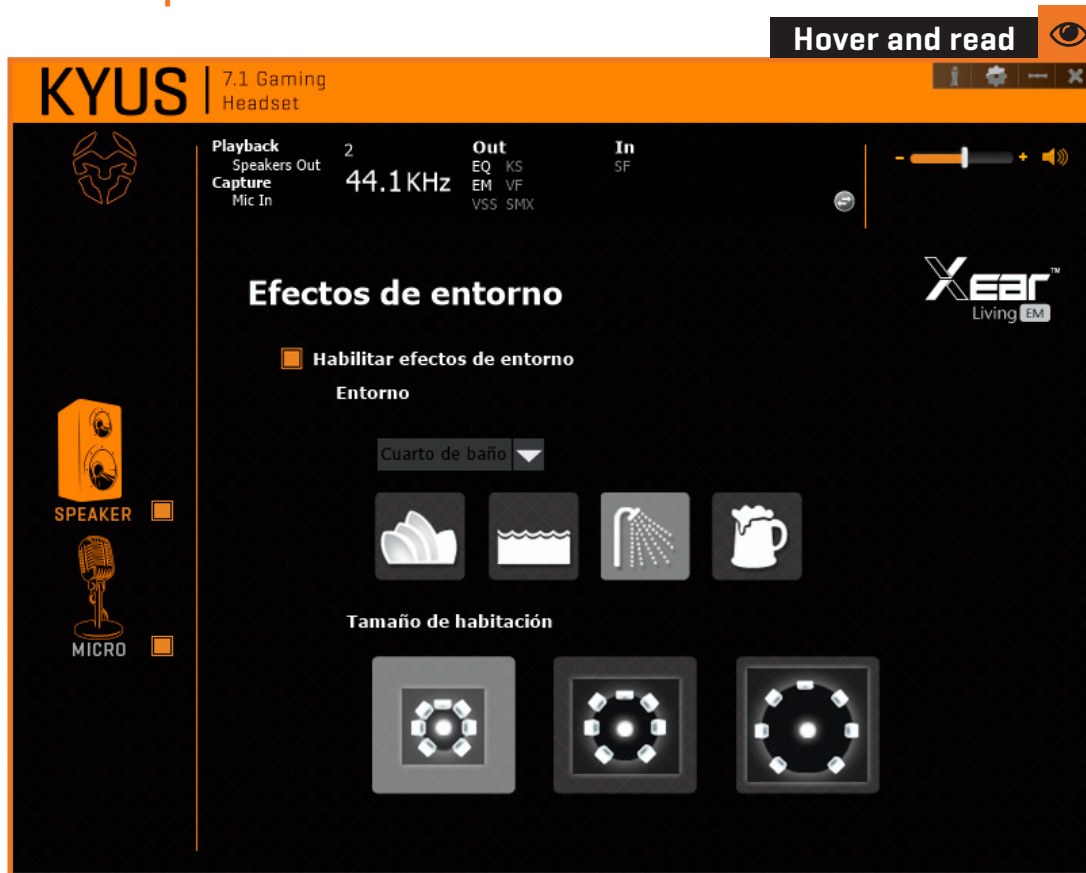
- Speaker

- Graphic equalizer

Krom Kyus's graphic equalizer allows you to **modify headset's frequency levels from bass to treble**, helping you set and save the best sound reproduction equalization for every situation.

Speaker

- Environmental effects panel



Kyus Software Manual

INDEX

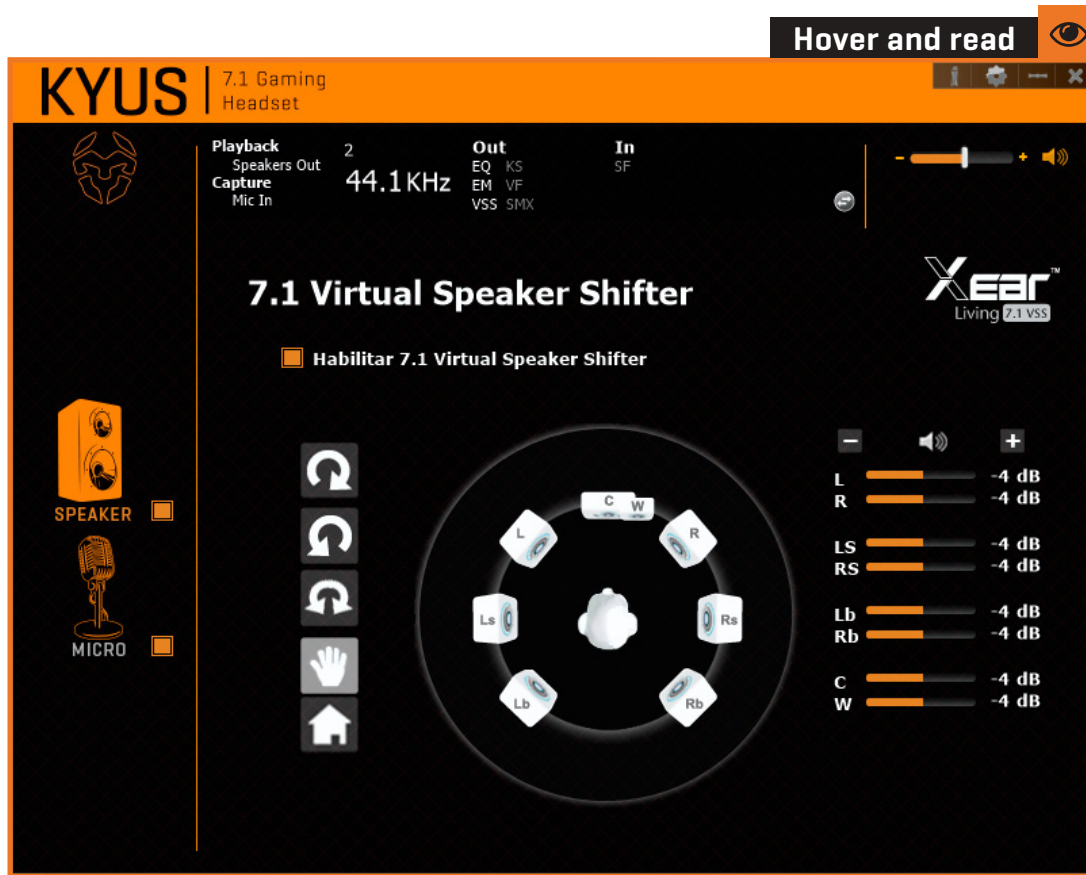
Speaker

- Environmental effects panel

Krom Kyus headset allows you to **add environmental effects** to its sound reproduction, thus being able to simulate certain sound scenes.

Speaker

- 7.1 Virtual speaker shifter



Kyus Software Manual

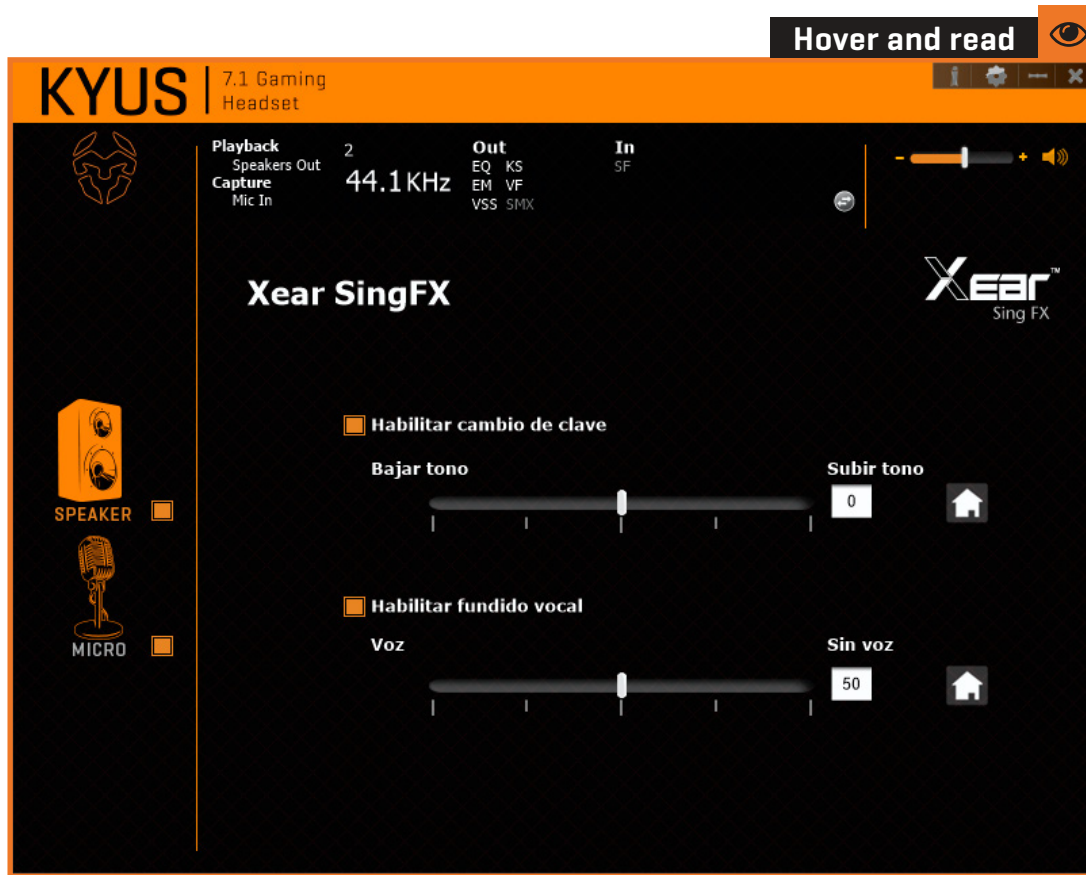
INDEX

Speaker

- 7.1 Virtual speaker shifter

Speaker

- Xear SingFX



Kyus Software Manual

INDEX

Speaker

- Xear SingFX

Krom Kyus headset allows you to **fade vocals to silence in sound sources**. You can **change sound source's key tone** as well by applying any of its 5 different pitches.

Speaker

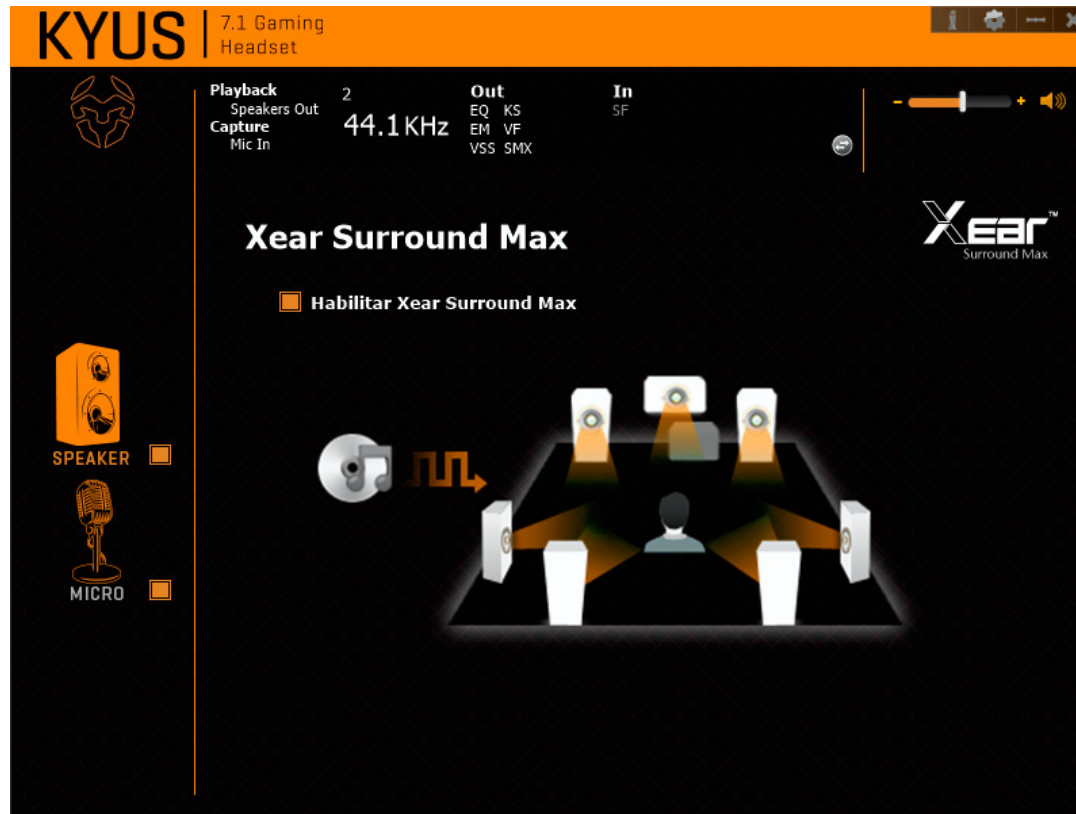
- Xear Surround Max

Kyus Software Manual

INDEX

Speaker

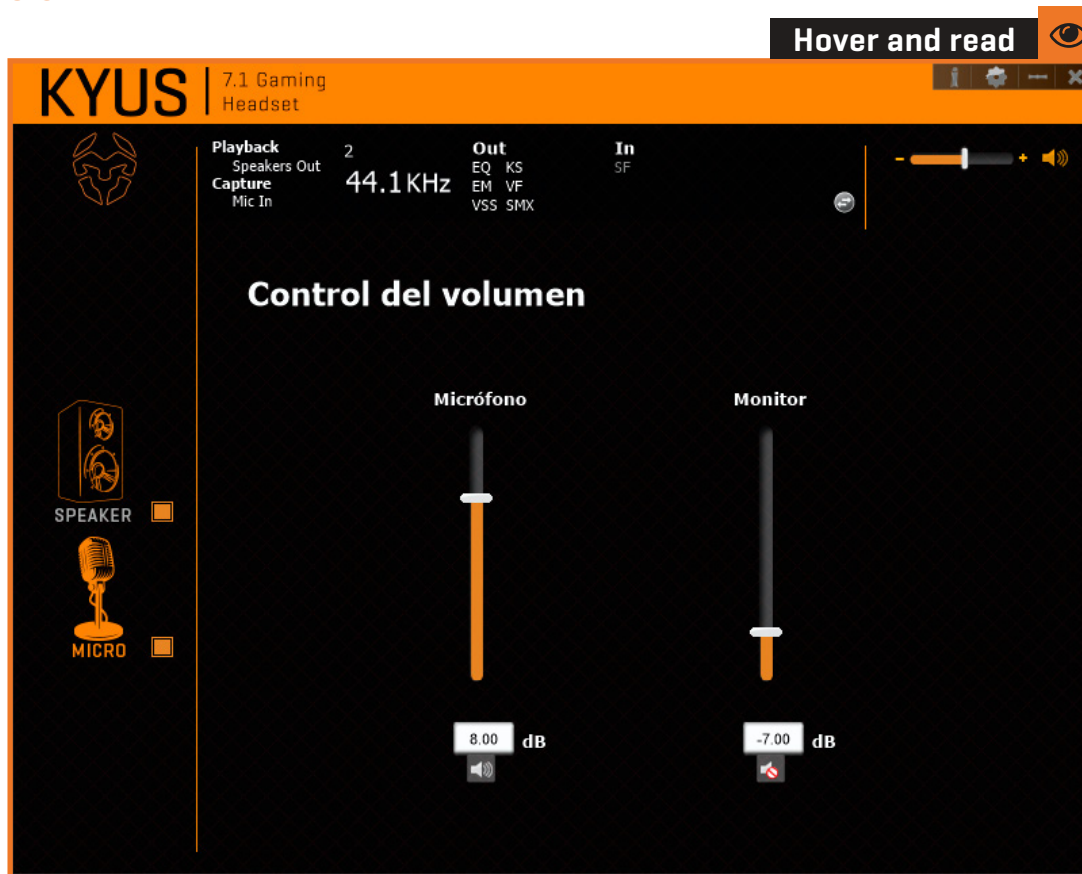
- Xear Surround Max



Krom Kyus headset allows you to enhance its virtual 7.1 sound surround through the featured Xear Surround functionality.

Microphone

- Volume controls



Kyus Software Manual

INDEX

- Microphone

- Volume controls

Krom Kyus software allows you to change its microphone's general and recording volume.

Microphone

- Sampling frequency

Kyus Software Manual

INDEX

Microphone

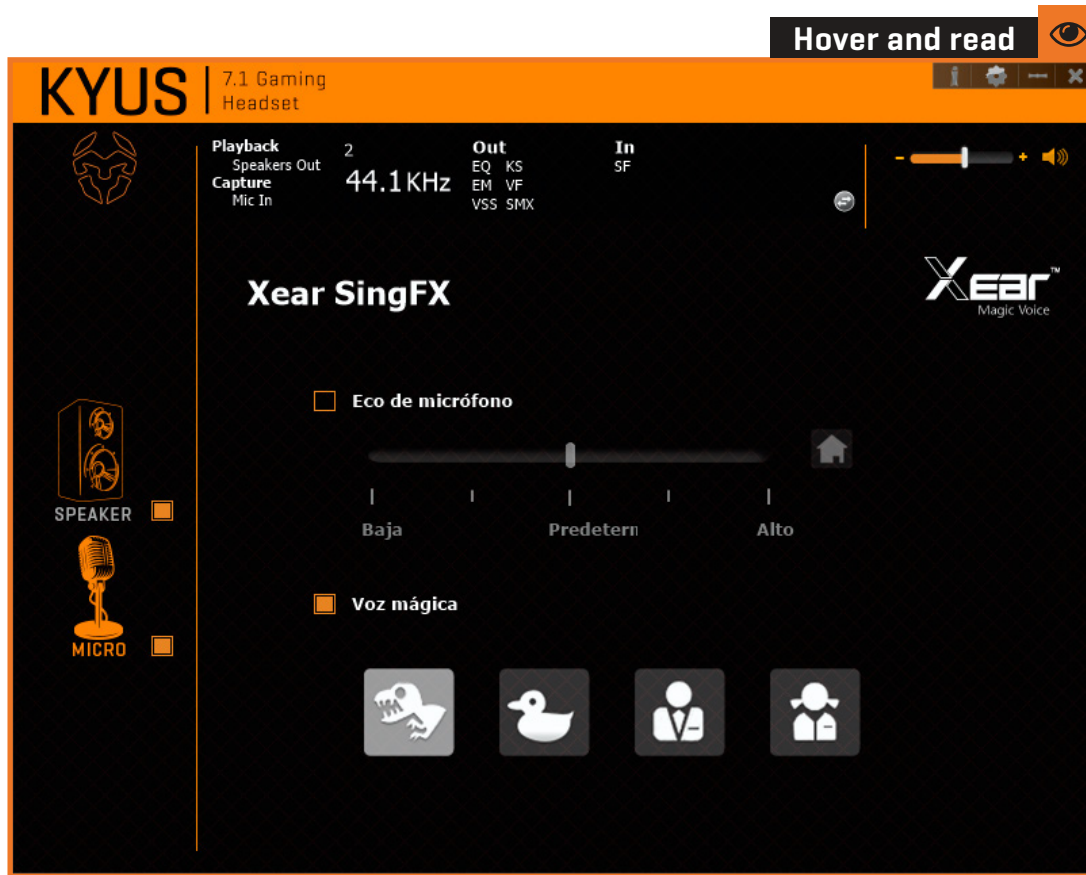
- Sampling frequency



Krom Kyus microphone allows you to **switch between two different sampling frequencies**: from general 44.1Hz sampling frequency to an enhanced 48Hz rate.

Microphone

- Xear SingFX



Kyus Software Manual

INDEX

Microphone

- Xear SingFX

Krom Kyus microphone comes with **five different voice echo levels**, as well as **four magic voice effects** to distort and change your voice.

Microphone

- Microphone boost



Kyus Software Manual

INDEX

Microphone

- Microphone boost

Krom Kyus microphone allows you to strengthen its performance and volume through this simple enhancing functionality.

General Settings

- Profile panel settings



[Kvus Software Manual](#)

INDEX

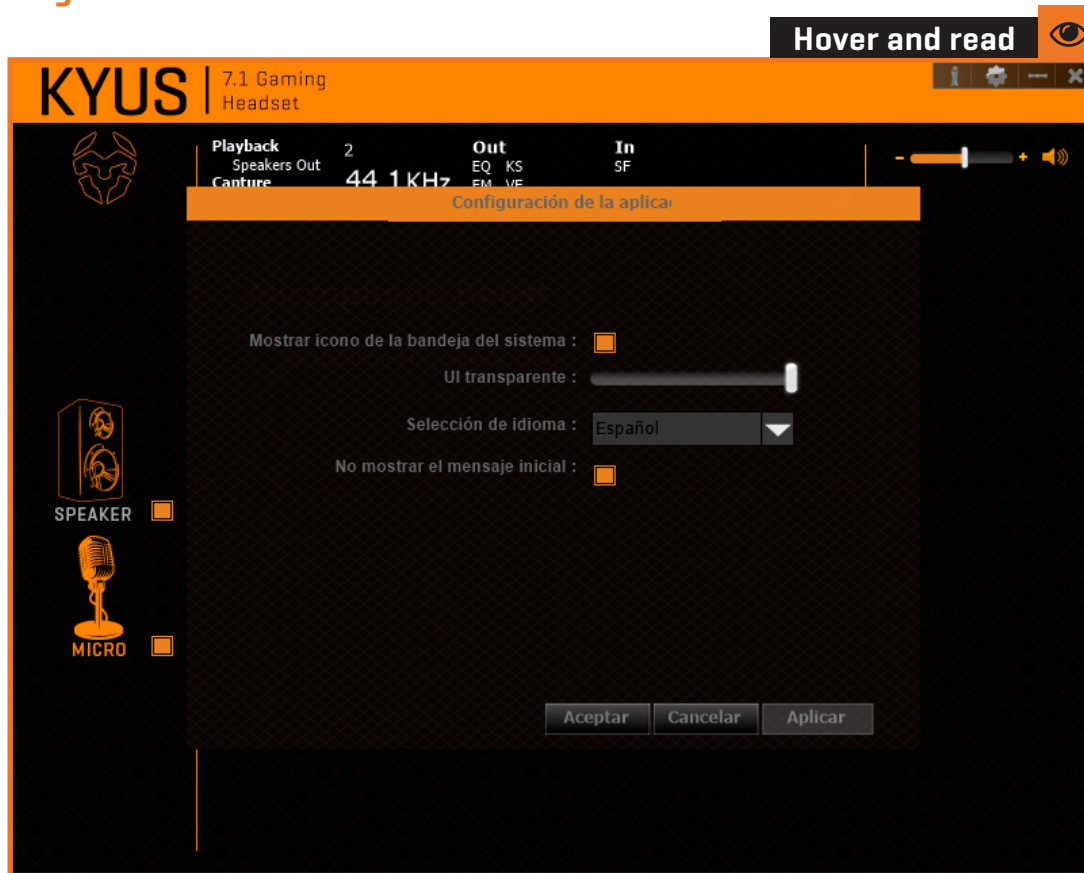
- General Settings**

 - Profile panel settings

Krom Kvus headset comes with a small collection of default sound profiles you can set and adjust at wish [through the **Equalizer custom sound profile creator**] to help you get a richer sound reproduction.

General Settings

- Software settings



Kyus Software Manual

INDEX

General Settings

- Software settings

Krom Kyus's software allows you to change easily its main display and interaction settings.

Warranty

▪ Who the warranty Protects:

This warranty is valid to the original purchaser only.

▪ What the warranty protects:

For your warranty claims, please contact Krom gaming overseas distribution partners in your country. Find the distribution partner list at www.kromgaming.com

Warranty: 2 years from purchasing date. [Depending on the laws of each country]

URL: www.kromgaming.com

E-mail: support@kromgaming.com

▪ What the warranty does not cover:

1. Any product, on which the serial number has been defaced, modified or removed.
2. Accident, misuse, neglect, fire, water, lightning, or other acts of nature, unauthorized product modification, or failure to follow instructions supplied with the product.
3. Repair or attempted repair by anyone not authorized by Krom gaming.
4. Damage to or loss of any programs, data or removable storage media.
5. Software or data loss occurring during repair or replacement.
6. Any damage of the product due to shipment.
7. Removal or installation of the product.
8. External causes, such as electric power fluctuations or failure.
9. Use of supplies or parts not meeting kromgaming's specifications.
10. Normal wear and tear.
11. Any other cause which does not relate to a product defect.

If you have any questions regarding technical problems
please contact us via our website:
WWW.KROMGAMING.COM

KROM reserves the right for any modifications in text and/or images.



KROM